


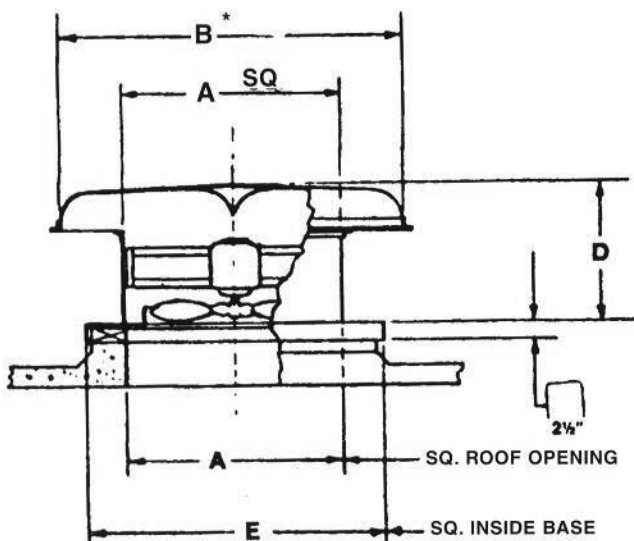

Americraft Manufacturing Co., Inc.
 12017 FIRST AVENUE
 CINCINNATI, OHIO 45249

MODEL 1900 B ROOF EXHAUSTER

Americraft Model 1900 Belt drive axial roof ventilators are specially designed for use as an inexpensive exhaust or fresh air supply unit for industrial or commercial systems where low to medium static pressures are encountered.

OUTSTANDING FEATURES:

- Standard construction. May be used for exhaust or supply. Special units can be manufactured for both exhaust and supply.
- Heavy industrial construction-steel base with aluminum hood. 1900 Series roof exhausters incorporate standard Americraft fans. Steel base is coated with cold galvanizing compound as standard.
- Quiet operation.
- Birdscreen included.
- Self aligning pillow block bearings with locking collars.
- Industrial quality motors - 1900 roof exhauster units are completely assembled and tested at factory before shipping.
- Steel propellers standard. Cast aluminum propellers available.



SIZE	DIMENSIONAL DATA			
	A	B*	D	E
24	30	54 X 64	30	39
30	36	60 X 76	36	45
36	42	72 X 82	40	51
42	48	80 X 89	43	57
48	54	87 X 95	46	63
54	60	92 X 98	54	69
60	66	90 X 107	56	75

PERFORMANCE DATA

MODEL AND H.P.	PROP NO.	R.P.M.	NO. BLADES	FAN DIA.	CAPACITY C.F.M.			
					0	1/8	1/4	3/8
1924-B-1/4	S24	780	4	24	4222	2807	1576	800
1924-B-1/2	S24	980	4	24	5716	5061	4043	2600
1924-B-3/4	S24	1140	4	24	6648	6144	5518	4413
1924-B-1	X24	1250	4	24	6696	6271	5600	4464
1930-B-1/3	S30	595	4	30	6380	3617	1808	767
1930-B-1/2	S30	640	4	30	7170	4486	2724	1373
1930-B-3/4	S30	770	4	30	9192	7657	5108	3833
1930-B-1	X30	975	4	30	9959	8626	6828	5184
1930-B-1 1/2	X30	1140	4	30	11867	11112	9656	8135
1936-B-1/3	S36	460	4	36	6992	3722	1825	-
1936-B-1/2	S36	530	4	36	8821	5985	3642	2084
1936-B-3/4	S36	605	4	36	10583	8563	5545	4017
1936-B-1	S36	665	4	36	11932	10299	7913	5729
1936-B1 1/2	X36	720	4	36	12012	9579	7240	5000
1936-B-2	X36	870	4	36	15376	14088	11942	9691
1942-B-1/2	S42	390	4	42	9352	4957	3050	1642
1942-B-3/4	S42	435	4	42	11530	7633	4847	3311
1942-B-1	S42	490	4	42	13194	10438	6414	4668
1942-B-11/2	S42	550	4	42	15421	13117	9980	7289
1942-B-2	X42	725	4	42	19128	17503	15264	11319
1942-B-3	X42	830	4	42	22296	20984	19406	17290
1948-B-3/4	S48	370	4	48	13700	7389	4283	2244
1948-B-1	S48	410	4	48	16078	10908	6378	4037
1948-B-1 1/2	S48	465	4	48	19010	14991	10950	7081
1948-B-2	S48	520	4	48	21943	19080	15532	10125
1948-B-3	X48	680	4	48	25683	23615	20820	16930
1948-B-5	X48	800	4	48	30900	29290	27380	25000
1954-B-1	X54	410	4	54	20588	17500	11640	9600
1954-B-1 1/2	X54	450	4	54	22600	19300	12782	10316
1954-B-2	X54	480	4	54	24312	20660	13642	11010
1954-B-3	X54	550	4	54	28722	25830	21730	15420
1954-B-5	X54	660	4	54	35238	32843	30298	26538
1960-B-1	X60	280	4	60	19161	12850	-	-
1960-B-1 1/2	X60	340	4	60	23283	15624	11434	8000
1960-B-2	X60	390	4	60	26710	17924	13118	9380
1960-B-3	X60	450	4	60	32356	25324	18705	15013
1960-B-5	X60	540	4	60	41232	35819	29000	23237
1960-B-7 1/2	X60	610	4	60	47000	43000	40000	32000

ACCESSORIES AND OPTIONS

FILTERS - Consult factory for some dimension changes when filters required.

VARIABLE PITCH PULLEYS.

COATINGS - Epoxy or Eisenheiss provide good protection against corrosive agents.

DISCONNECT SWITCH.

ROOF CURBS - With or without back draft dampers for flat, sloping or apex roofs.

DAMPERS - Gravity, counterbalanced, and motor operated.